



The most fun-packed Crossover machine. Ever.

By refining and blending together the key performance attributes of our most appreciated Mountain and Trail machines, we've created the agile, capable and sporting Yamaha Phazer X-TX - and that promises an all-new level of fun and enjoyment.

The Phazer X-TX is a remarkable combination of our innovative and well proven technologies, with its high output 4-stroke engine, lightweight, easy-handling body - not to mention the advanced suspension, track and new dual-keel ski design.

So whether you want to head up the mountain to the powder, weave easily through the trees or enjoy the groomed trails, this all-round fun machine will deliver a new riding experience without equal.

- ▶ Genesis® 4-stroke Sports Performance engine
- ▶ Advanced fuel injection system
- ▶ Optimised clutch settings to maximise traction
- ▶ ProMountain® rear suspension with aluminium shocks
- ▶ Double wishbone front suspension for great control
- ▶ Hybrid material frame - lightweight and compact
- ▶ Long Camoplast® Freeride® track
- ▶ New 1.5 inch lug height gives greater traction
- ▶ 150 mm dual-keel skis for sharper cornering
- ▶ Comfortable 'J-hook' handlebars and mountain strap
- ▶ Special seat design suits all riding styles



***Whenever, wherever
the snow falls, team
up with your Yamaha***

Being out on the trails or powder is one of life's great feelings –creating emotional moments to last long in the memory. So enjoy our snowmobiles. Each one is designed and equipped to deliver supreme handling, performance, comfort, economy and reliability.

It's a winning combination you can depend on from your Yamaha – along with our innovative engineering and electronic control technologies that bring you and your machine closer together as a unit – to create a more satisfying riding experience than ever before.

So wherever you ride –on smooth or rough trails, soft powder or up at high altitudes – choose the perfect partner. Your Yamaha.







Genesis® 4-stroke Sport Performance engine

The Genesis® engine is lightweight yet torquey, for quick acceleration. The counterbalanced, lightweight crankshaft ensures snappy throttle response and smooth running – and whatever the conditions, the fuel injection and digital ignition systems maintain the optimum fuel/air mix to keep your engine running at peak performance.

Optimised clutch settings to suit wide capability

The clutch settings are tuned to match the smooth-revving nature of the lively twin-cylinder engine and to optimise the traction available from the special track design. The result is the amazing ability of the Phazer X-TX to deliver outstanding performance – and a thrilling ride – in such a wide variety of snow conditions.



Lightweight hybrid frame

The lightweight frame created for the new Phazer X-TX is crafted using an optimal balance of different metals. So the frame is rigid and strong, yet flexible enough to accommodate the many complex forces of cornering and climbing – and it plays a big part in making this machine so agile and responsive to different riding styles and snow conditions.

ProMountain® 144 rear suspension

This is the natural choice of those who love playing in deep powder – but also enjoy the tracks and trails. The ProMountain® system uses twin aluminium shock absorbers that not only have excellent cooling characteristics, but move in harmony with the double wishbone front suspension to provide active, precise control in all conditions.




Dual-keel ski design

You will never have been in more precise control of your contact with the snow than on a Phazer X-TX. Its dual-keel ski design (150 mm width) makes this extremely sporty, fun machine more forgiving and easier to handle by allowing tighter, more controlled turns and more stable straight-line performance in all snow conditions.

Camoplast® Freeride® track

To achieve our required high level of deep snow performance without compromise under any other conditions, we adopted the well proven Camoplast® track, but with different lug specifications in terms of height, position and shape. Along with the revised clutch settings, these changes help ensure amazing traction, whatever the type of snow.



Engine

Type / Displacement	4 Stroke / 499cc
Cylinders	2-Cylinder
Cooling	liquid-cooled
Bore x stroke	77.0 mm x 53.6 mm
Carburation	43 mm KEIHIN x 2, Fuel Injection, Liquid Heated
Ignition system	Digital T.C.I. w/T.P.S.
Intake design	3-valves
Exhaust	2-valves, Rear Exhaust
Clutch / transmission	YXRC, Variable Ratio, Electronic Shift Reverse
Disc brake system	Hydraulic, 2 Piston Aluminium Caliper, Lightweight Ventilated Disc, Mechanical Parking Brake

Suspension

Front suspension system	Independent, Double Wishbone
Front shocks	36 mm, H.P.G., Aluminium
Front travel	221 mm
Rear suspension system	ProMountain® 144
Rear shocks	36 mm Piston, H.P.G., Aluminium / 36 mm Piston, H.P.G., Aluminium
Rear Travel	363 mm

Measures / Dimensions

Overall height	1,190 mm
Overall length	3,205 mm
Overall width	1,230 mm
Track W x L x H	14 inch x 144 inch x 1.5 inch
Track W x L x H	356 mm x 3,658 mm x 38 mm
Track Type	Camoplast® Freeride®
Ski stance (ctr. to ctr.)	1,080 mm
Fuel tank capacity	26.7 litres

Features

Electric start	Standard
Reverse	Standard
Hand & thumb warmers	Standard, 9 Position, Adjustable, Selectable Left Side Control
Headlight watts, type	60/55W Halogen x 2
DC output	Optional

Snowmobiles are built to operate within their design limits. For durability, reliability, but most important of all, operator safety, under no circumstances should the recommended capacities identified in the owner's manual be exceeded. Consult your snowmobile dealer when selecting a snowmobile for your particular needs.

Always wear a helmet, eye protection and protective clothing. Always ride responsibly and within your limitations, respecting the environment as well as country and local laws. The riders depicted are professionals: don't attempt to emulate them. The specifications, measurements and appearance of Yamaha products will be varied from time to time without notice, and as shown here are illustrative only and are not a contractual description of products. Some models are shown with optional accessories.

Colours



White



The Yamaha Chain of Quality

Yamaha technicians are fully trained and equipped to offer the best possible service and advice to you and your Yamaha. They are specialists. That is why Yamaha strongly recommends visiting an authorised Yamaha Dealer for all your service requirements.

Yamaha also recommends the use of Yamalube®. Yamalube® is our own range of high-tech lubricants –the lifeblood of Yamaha engines. Their unique formulations have been specially developed to offer the most effective engine protection in demanding conditions, no matter where you ride.

Yamaha offers an extensive range of functional, stylish accessories and casual wear. For more information go to:

www.yamaha-motor-acc.com



Experience more of the
Yamaha Phazer X-TX with your mobile

Yamaha Motor Europe
Koolhovenlaan 101
1119 NC Schiphol-Rijk
The Netherlands